



Sea Ray ®
SPX® 230



Sea Ray SPX 230 OB



MERCURY®
150 FourStroke
Outboard
(150hp/112kW)



LENGTH OVERALL
7.16 m
with outboard
engine



DRAFT
81 cm
(outboard down)
436 cm
(outboard up)



CAPACITY
13 people
1,066 kg
Maximum:
1,202 kg



FUEL CAPACITY
189 L



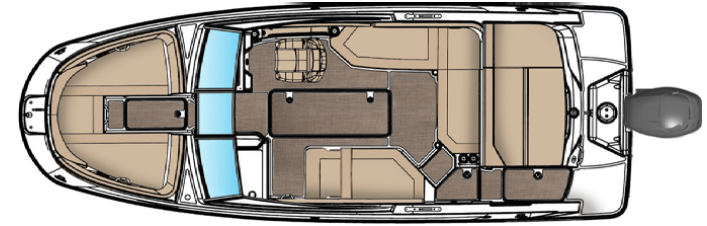
BEAM
2.59 m



DRY WEIGHT
1,778 kg



DEADRISE
19°




FEATURES

- **PREMIUM FUSION® AUDIO SYSTEM** Premium Fusion® audio system with Bluetooth®, Wi-Fi audio streaming with Apple AirPlay® 2 & Digital Signal Processing (DSP).
- **SIMRAD® TOUCHSCREEN DISPLAY** The intuitive helm is available with an optional 5" or 9" Sim rad® touchscreen display to enhance the command experience.
- **MERCURY® VESSELVIEW MOBILE** Standard, Links to your iPhone® or Android™ mobile device via Bluetooth® technology.
- **SEA RAY DESIGN** True Sea Ray design for optimal performance & handling.
- **OPTIONAL PACKAGES** Captains & Elevation package X package Exclusive on the SPX 230 (shown with X package)





SPX 230 OB






Features


SPX® 230 Outboard



EXTERIOR COLORS



ARCTIC WHITE



BLACK



SEARAY BLUE



OCEAN BLUE



MOJAVE TAN



RALLY RED



STEEL GRAY



STANDARD FEATURES

HULL & DECK FEATURES

- Anchor Storage
- Bow & Stern Eyes, Stainless Steel
- Cleats, Thru-Bolted – 6" Stainless Steel with Sea Ray Logos (6)
- Deck Fuel Fill Plate, Stainless Steel
- Drain Plug, Brass-Threaded – Garboard
- Gel Coat, Arctic White
- Light, Stern (All Around) – Removable
- Lights, Navigation (Bow)
- Resin, High-Performance Vinylester
- Rub Rail, Black PVC with Stainless Steel Insert
- Ski Tow Pylon
- Stringer System, Fiberglass
- Swim Platform with Three Step, Stainless Steel Undermount Ladder
- Thru-Hull Fittings, Stainless Steel
- Windshield, Custom Five-Piece with Matte Black Frame, Tempered/Tinted Glass & Walk-Thru

COCKPIT FEATURES

- Beverage Holders, Stainless Steel with Drains
- Cockpit Vinyl Color – Ivory (White Base Vinyl with Black Accent Vinyl)
- Courtesy Lights – 12V
- Dash, White with Color Matched Visor
- Door, Transom with Stainless Steel Latch
- Floor, Finished Fiberglass
- Grab Handles, Stainless Steel
- Head Compartment with Lockable Door & Storage
- Outlet, 12V Accessory / USB
- Storage, Side Panels
- Storage, Wakeboard with Matting & Gas-Assisted Fiberglass Lid
- Sunpad, Convertible Aft Facing Backrest with Port Transom Walk-Thru
- Vinyl, Marine Grade with Mildew & UV Protection

SEATING

- Bow: Seats with Cushions & Storage Below, Port & Starboard Bolsters & Center Section Facing Aft
- Cockpit: Starboard/Aft L-Shaped Bench Seat

- with Insulated Cooler & Storage Tub Below; Port Transom Walk-Thru; Sunpad/Convertible Transom Seat
- Companion Seat: Bucket with Swivel and Slider & Flip-Up Bolster
- Helm: Bucket with Swivel and Slider & Flip-Up Bolster

TECHNICAL FEATURES

HELM

- Alarms, Engine – Oil & Water (Audible)
- Dash Visor
- Depth Gauge
- Horn Switch with Stainless Steel Horn
- Instrumentation, Custom Sea Ray® Diagnostics
 - Backlighting
 - Gauge, Depth
 - Gauge, Fuel
 - Gauge, Oil Pressure
 - Lenses, Glass
 - Lighting, Low-Glare
 - Speedometer
- Tachometer with LCD Hour Meter, Trim Gauge & Water Temperature Gauge
- Mercury VesselView® Mobile
- Shift & Throttle Lever with Trim Switch & Lanyard Stop Switch
- Steering, Hydraulic Tilt Wheel, Isotta
- Stereo, Fusion® SRX400 12V AM/FM
- Bluetooth™
- Digital Signal Processing (DSP)
- Speakers (6.5") – 2 Pairs
- Wi-Fi Audio Streaming with Apple AirPlay® 2
- Switch Panel with Weatherproof Lighted Chrome Toggle Switches
- Tilt & Trim, Power

BILGE / ENGINE COMPARTMENT

- Bilge Pump, 12V Automatic
- Gel-Coated Compartment

ELECTRICAL SYSTEMS

- Battery On/Off Switch with Tray
- Fuse Block
- Wiring, Color-Coded with Chafe Protection

FUEL SYSTEMS

- Evaporative Emissions Fuel System
- Fuel Lines, USCG – Type A-1
- Fuel Tank with Anti-Siphon Valve & Electric Sending Unit

UNDERWATER GEAR

- Propeller, Aluminum

STANDARD FEATURES

- Mercury® 150 EFI FourStroke Inline 4 Outboard (150 hp / 112 kW)
- Battery On/Off Switch
- CE Fire Suppression System – automatic
- Cup Holder, Stainless-steel
- Depth finder
- Driver seat turnable
- Extra storage under seats
- Grab handles, stainless-steel
- Lockable storage Areas (3)
- Mercury VesselView® Mobile
- Navigation lights
- Outlet, 12V accessory
- Rub Rail, black PVC with stainless steel insert
- Ski locker in floor
- Stereo, Fusion® AM/FM with bluetooth® and Wi-Fi audio streaming
- Swim platform, four-step swim ladder
- Toilet – Portable

OPTIONS & ACCESSORIES

OPTIONAL PROPULSION

- Mercury 200XL FourStroke Outboard (200 hp)
- Mercury 250XL FourStroke Outboard (250 hp)
- Mercury 225XL FourStroke Outboard (225 hp)
- Black or White

CAPTAIN'S PACKAGE

- Bimini Top & Boot with Stainless Steel Ball & Socket Hardware
- Canvas, cockpit and tonneau cover
- Round cockpit table, teak
- Sunpad Walk-thru cushion
- Windshield wiper starboard

ELEVATION PACKAGE

- Water sports tower black with bimini top
- Tower racks
- Ski mirror
- Dash visor

X PACKAGE

- Captains package
- SeaDek covering on swim platform (gray)
- SeaDek covering in cockpit, glued-down (gray)
- Stone upholstery with red stitching
- Luxury steering wheel (SLX)
- Red LED lighting
- Fender clips

ADDITIONAL OPTIONS

- Boot stripe – gelcoat
- Bottom paint
- Bow roller with SST Anchor & rope
- Canvas package
- Carpet liner, snap-in (cockpit)
- Chart plotter / fishfinder with GPS
- Cockpit folding table, teak
- Digital dash with Mercury vesselview link 9"
- Enclosure package
- Fender clips
- Infinity, woven cockpit flooring
- Led package in cockpit – blue or white
- Mercury active trim
- Mooring cover
- On board battery charger
- Premier stereo with extra speakers / sub woofer
- SB Bucket seat with PS reversible loungeseat
- SeaDek covering on swim platform (gray or brown)
- SeaDek covering in cockpit, glued down (gray or brown)
- Stone or Dune upholstery
- Toilet – portable with deck pump-out
- Transom shower

Sea Ray®